



US00D779681S

(12) **United States Design Patent**
Grommet

(10) **Patent No.:** **US D779,681 S**

(45) **Date of Patent:** **** Feb. 21, 2017**

(54) **STAIRCASE**

OTHER PUBLICATIONS

(71) Applicant: **Acutech, LLC**, Columbia Falls, MT
(US)

“A structural gem” EVstudio. , N.p., Jun. 10, 2015. Web. Apr. 18, 2016.*

(Continued)

(72) Inventor: **Dean G Grommet**, Whitefish, MT (US)

Primary Examiner — Cynthia Ramirez

Assistant Examiner — Gino Colan

(**) Term: **15 Years**

(74) *Attorney, Agent, or Firm* — Robin Kelson Consulting

(21) Appl. No.: **29/533,290**

(57) **CLAIM**

The ornamental design for a staircase, as shown and described.

(22) Filed: **Jul. 15, 2015**

DESCRIPTION

(51) **LOC (10) Cl.** **25-04**

FIG. 1 is a perspective view of a staircase in accordance with the present design.

(52) **U.S. Cl.**

FIG. 2 is a front view for the staircase shown in FIG. 1.

USPC **D25/63**

FIG. 3 is a rear view for the staircase shown in FIG. 1.

(58) **Field of Classification Search**

FIG. 4 is a right side view for the staircase shown in FIG. 1, it being understood that the opposite (left) side not shown is a substantial mirror image thereof.

USPC D25/62-69; 52/182, 188, 741.2, 191,
52/184, 190, 187; D10/1-29

CPC E04F 11/035; E04F 11/112; E04F 11/104;
E04F 11/025

FIG. 5 is a top view for the staircase shown in FIG. 1.

See application file for complete search history.

FIG. 6 is a bottom view for the staircase shown in FIG. 1.

FIG. 7 is a view from beneath the staircase shown in FIG. 1, looking up at it as if from the floor below.

(56) **References Cited**

U.S. PATENT DOCUMENTS

4,457,398 A * 7/1984 Loix E04F 11/025
182/151

FIG. 8 is a view from above the staircase shown in FIG. 1, looking down at it as if from the floor above.

5,493,823 A * 2/1996 Baldi E04F 11/00
52/182

FIG. 9 is a rear perspective view for the staircase shown in FIG. 1; and,

D640,015 S * 6/2011 Birck D25/63

FIG. 10 is a side perspective view for the staircase shown in FIG. 1.

9,121,185 B2 * 9/2015 Grenier E04F 11/108


The dash-dash broken lines in the drawings are included for the purpose of illustrating portions of the staircase and form no part of the claimed design. The dash-dot broken lines in the drawings represent the boundaries of the claimed design and form no part thereof.

9,212,491 B1 * 12/2015 Santini E04F 11/035

2005/0097835 A1 * 5/2005 Nishimoto E04F 11/0226
52/182

(Continued)

1 Claim, 9 Drawing Sheets



(56)

References Cited

U.S. PATENT DOCUMENTS

2009/0139161 A1* 6/2009 Teckam E04F 11/0255
52/182
2012/0011786 A1* 1/2012 Turner E04F 11/025
52/182
2013/0305635 A1* 11/2013 McCool E04F 11/163
52/179
2014/0373462 A1* 12/2014 Grenier E04F 11/108
52/188
2015/0252568 A1* 9/2015 Pivetta E04F 11/0255
52/188

OTHER PUBLICATIONS

“Alameda metalworks” Alameda Metalworks. N.p., 2008. Web.
Apr. 18, 2016.*

“Double under Mount Plate Stringer with Side Mounted Glass-
Metal & Wood” Metal \$ Wood. N.p., n.d. Web. Apr. 18, 2016.*

* cited by examiner

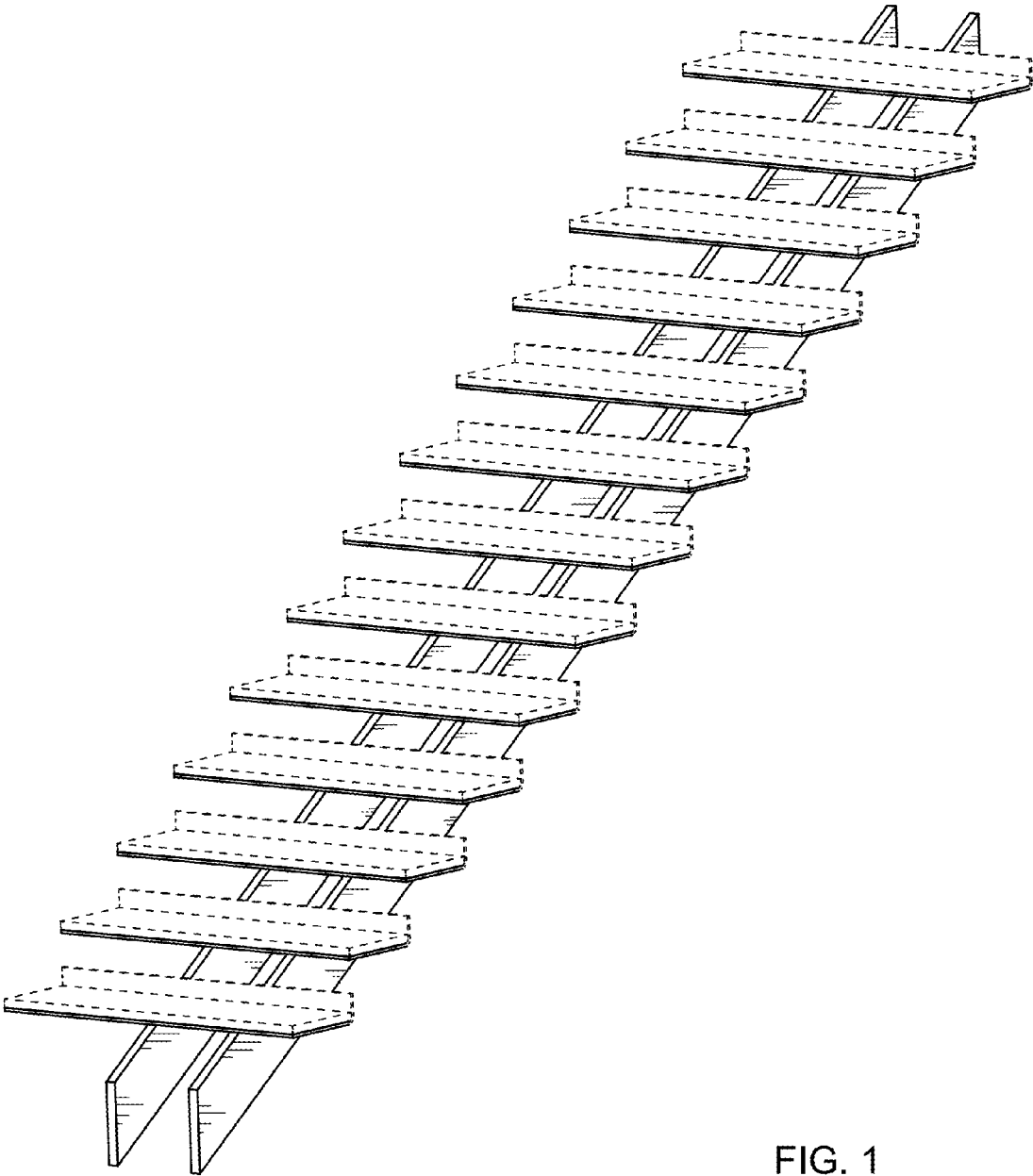


FIG. 1

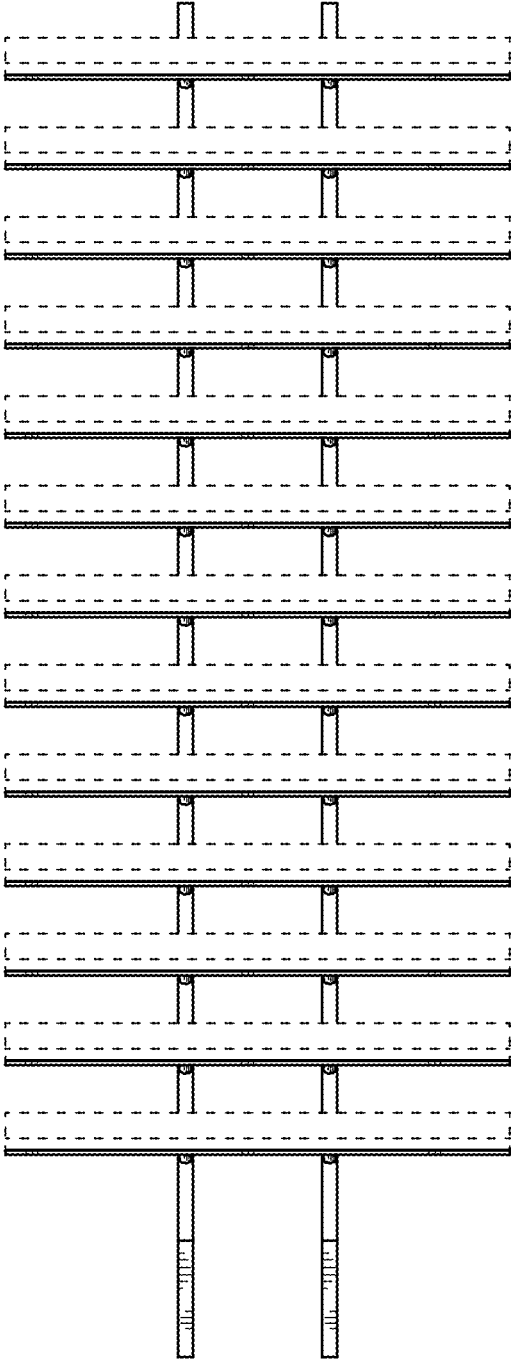


FIG. 2




FIG. 3

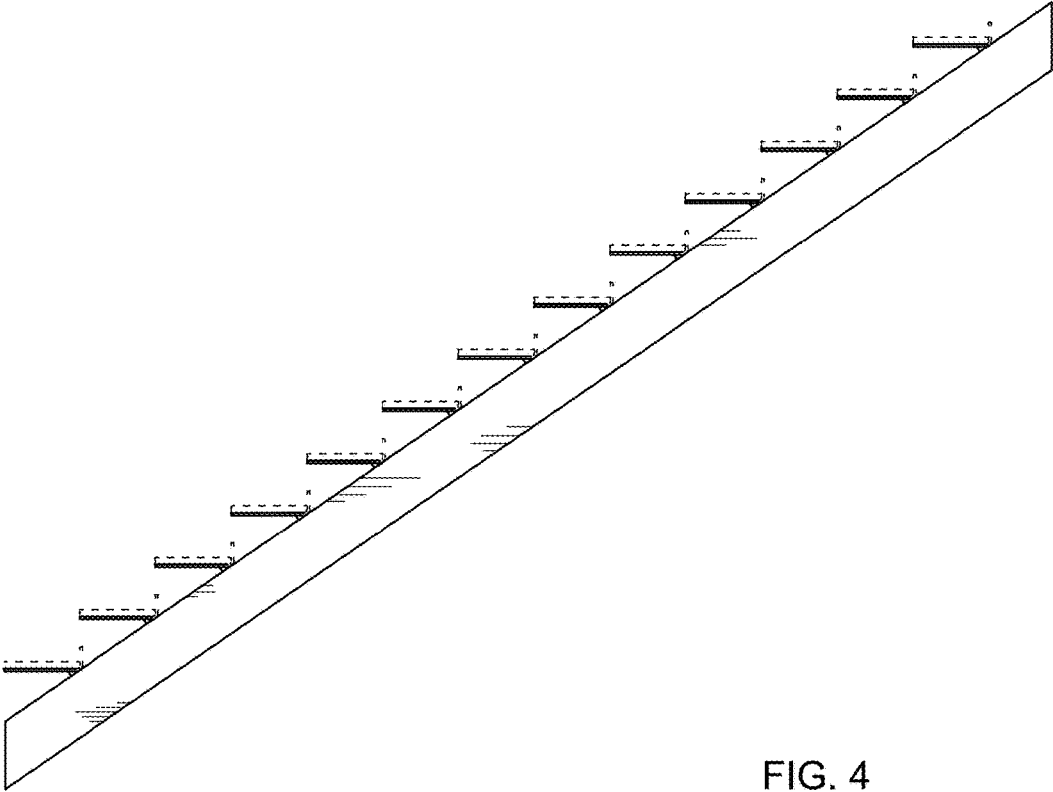


FIG. 4

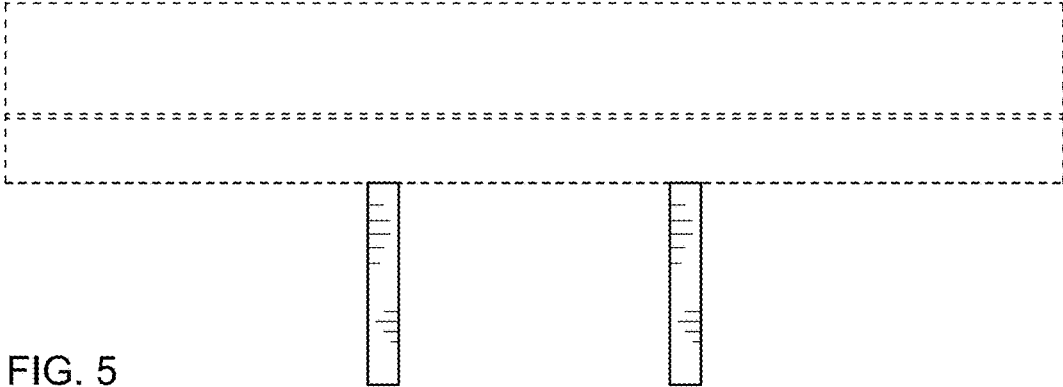


FIG. 5

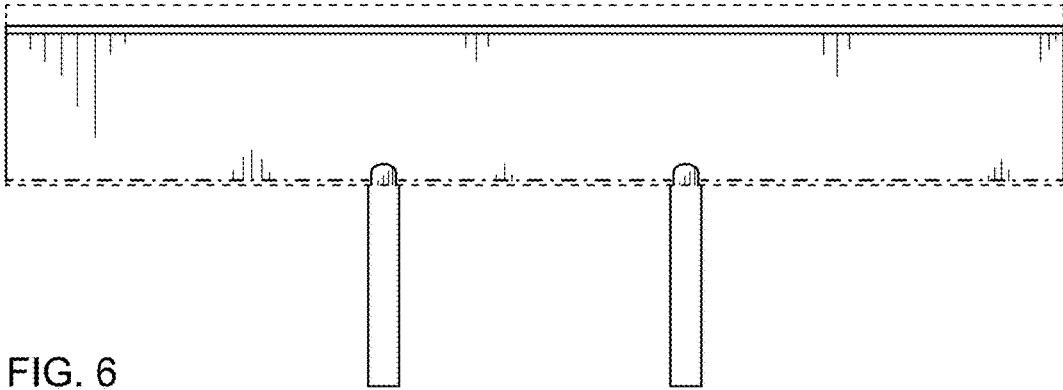


FIG. 6

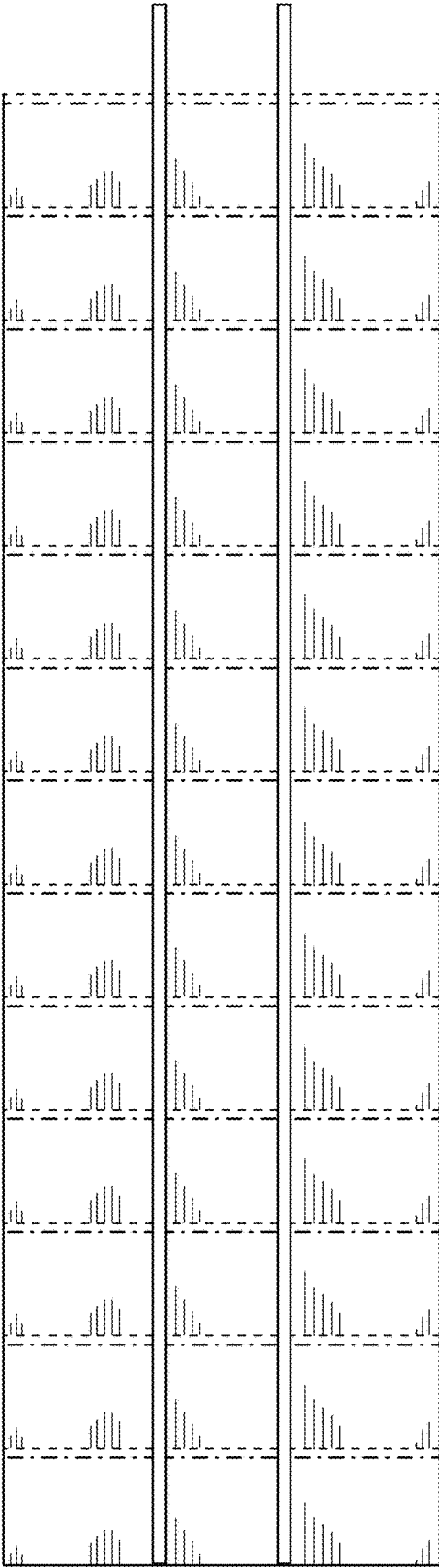


FIG. 7




FIG. 8

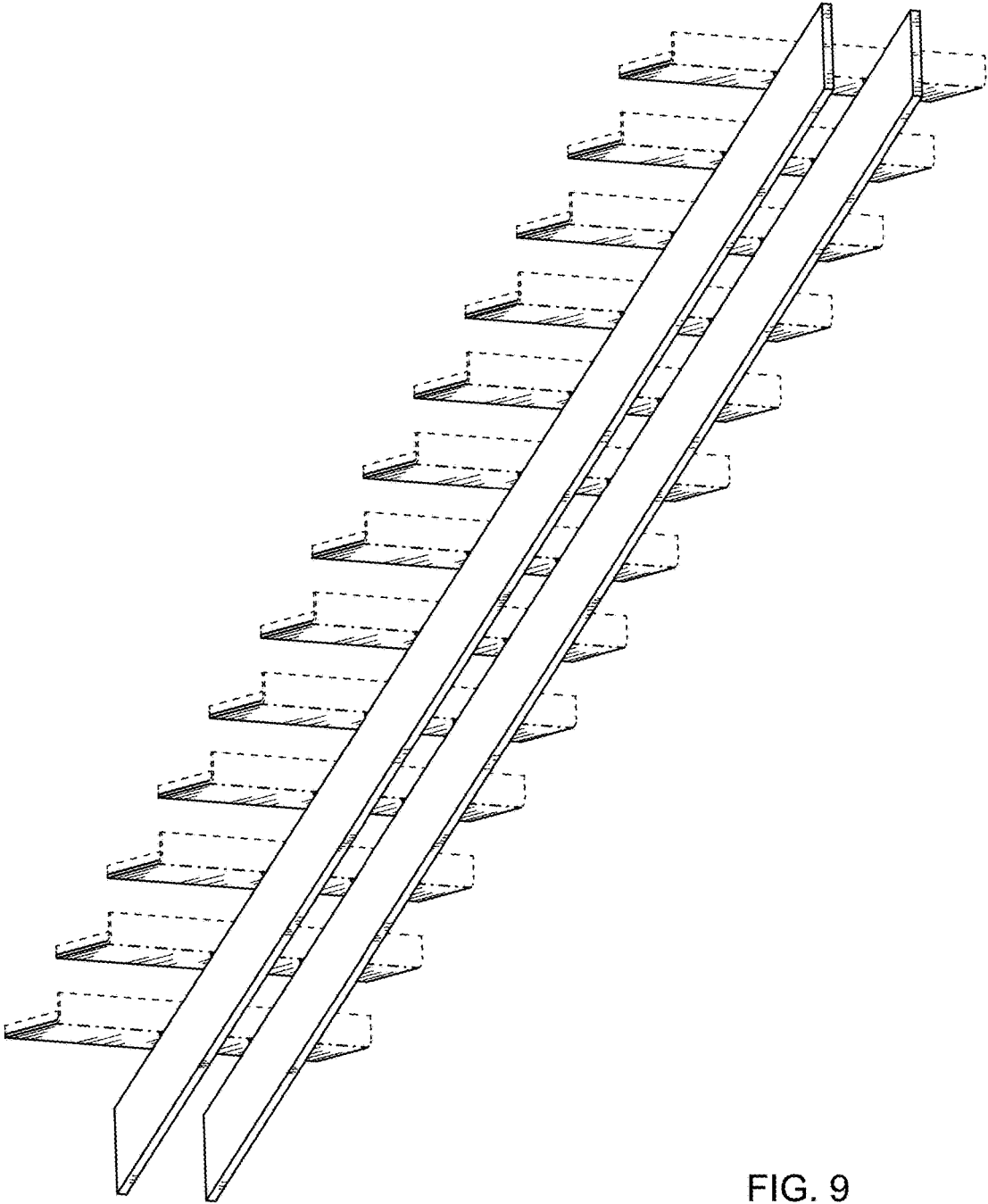


FIG. 9

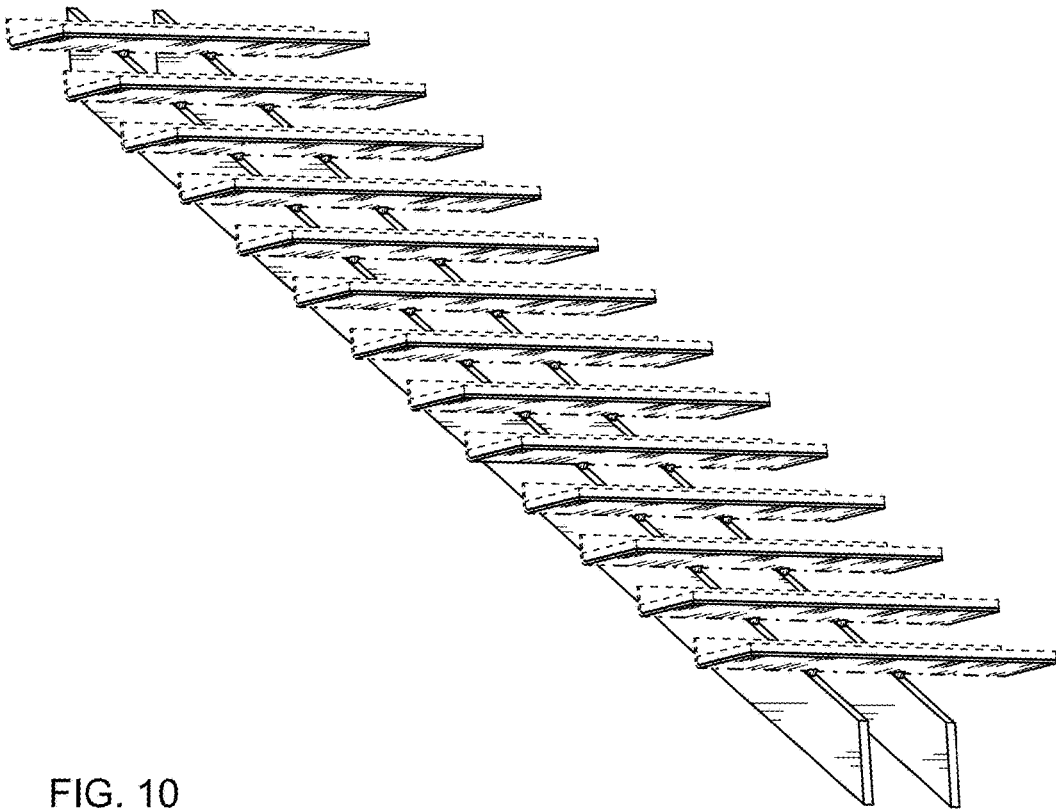


FIG. 10